







# Buying a USED CAR

- IT'S A -  
**MONEY  
THING**<sup>®</sup>

If you take your time to carry out an inspection plus research a vehicle's history, buying a used car can be rewarding and cost-effective. Here are some quick tips to follow.



-  **Inspect the exterior**  
*Look for rust, offset doors and fenders, cracks and differences in paint color*
-  **Check the interior**  
*Inspect the interior for wear and tear and water damage and check the odometer—if it shows low mileage but the inside of the car is disheveled, the car may not be what it appears to be*
-  **Check the tires and wheels**  
*Look for even tire wear—uneven wear could mean that the wheels or suspension are out of alignment*
-  **Look at the engine**  
*Make sure the coolant is clear and the oil, transmission fluid and brake fluid are all the correct colors*
-  **Vehicle history**  
*Request a Vehicle History Report, repair invoices and receipts, and registration information and be aware of all new parts*

-  **Don't rush the purchase**  
*Take your time inspecting the vehicle and getting the necessary information—you don't want to regret a quick decision*
-  **Don't accept issues**  
*If you see problems, mention them and request that the seller fix them—if the seller won't fix them and you're still interested in buying the car, negotiate a discount*
-  **Don't buy unseen**  
*Always physically see the car before purchasing—pictures can be misleading*
-  **Don't listen to music**  
*When test driving the car, make sure you don't have the stereo on—music can mask suspicious noises and rattles in the car*
-  **Don't ignore your instincts**  
*If it feels wrong, don't be afraid to walk away—trust yourself, as there will always be another car out there for you*

BROUGHT TO YOU BY

