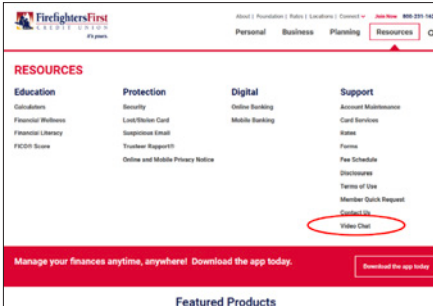
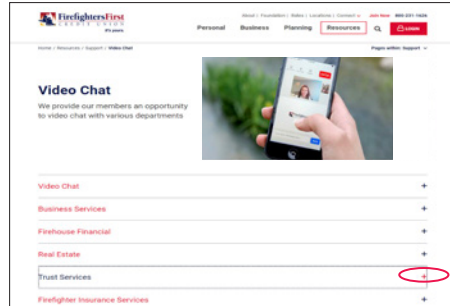


How to Book a Video Chat with Trust Services



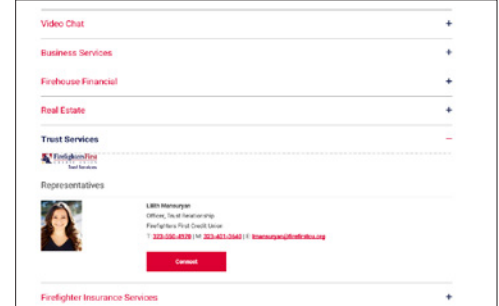
Step 1

Hover over **Resources** in the top navigation and select **Video Chat** under the Support column.



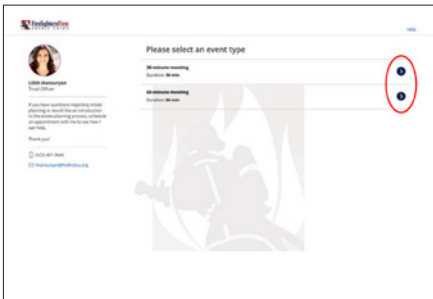
Step 2

Click the **plus sign (+)** to open the Trust Services accordion.



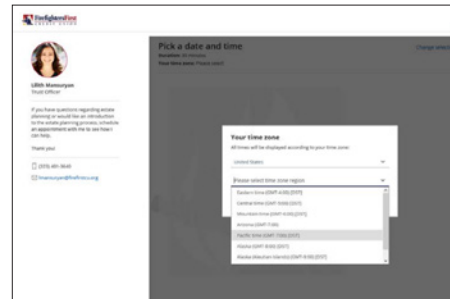
Step 3

Select **Connect** for Lilith Mansuryan.



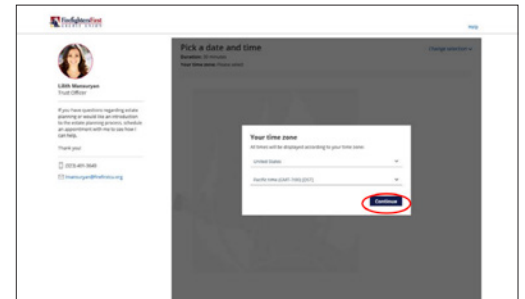
Step 4

Choose your desired meeting length—either a 30-minute or 60-minute meeting.



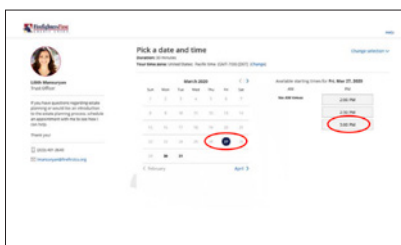
Step 5

Use the dropdown menu to select your time zone.



Step 6

Select **Continue**.



Step 7

Choose your desired date and time using the calendar and available starting times.

How to Book a Video Chat with Trust Services



Step 8

Select **Continue**.

Step 9

Fill out your information and use **Meeting Type** dropdown to select **Video Conference**.

Step 10

Select **Done**. Your video chat has been booked!

Trust services are provided by Members Trust Company, a federal thrift regulated by the Office of the Comptroller of the Currency, Trust and investment products are not deposits of or guaranteed by the trust company, a credit union or credit union affiliate, are not insured or guaranteed by the NCUA, FDIC, or any other governmental agency, and are subject to investment risks, including possible loss of the principal amount invested.

For more information contact
Lilith Mansuryan, J.D.,
Trust Officer 323-401-3640



Trust Services